



## Daily cleaning **NO SLIP PROCLEANER**

### Daily cleaning and maintenance anti-slip surfaces

No Slip Procleaner is a completely biodegradable water-based solution for cleaning hard surfaces such as ceramics, porcelain stoneware, granite, concrete etc. The product is applied to the surface to remove various types of contamination and maintain an adequate anti-slip effect.

It is effective on most outdoor and indoor surfaces where there is pedestrian traffic.

No Slip Procleaner maintains the coefficient of friction without altering the original texture or appearance of the surface, damaging the substrate or altering the cementitious material or fixing agents.



**PRIVATE  
CLEANING STAFF**



**PROFESSIONAL USE  
CIPA INDUSTRIAL SERVICE**



- ▶ Special product for deep cleaning of non-slip tiles
- ▶ Can be used/applied directly by customers
- ▶ Ideal for lapped surfaces
- ▶ Completely biodegradable and hygienic with substances which prevent the build-up and development of organic forms
- ▶ Can be used on all indoor and outdoor surfaces where there is pedestrian traffic
- ▶ Can be used concentrated or diluted
- ▶ Ideal for wet/greasy floorsIt is hygienic
- ▶ Thanks to its properties, the product cleans in-depth, restoring the original characteristics of the surface
- ▶ Contains special elements to maintain the nonslip effect

#### **USE ON:**

Porcelain Stoneware R11/R12/R13  
Full Body Surfaces  
Surfaces Treated

#### **NOT USE ON:**

Glossy Surfaces  
Marble and acid-sensitive  
materials




## Daily cleaning **NO SLIP PROCLEANER**


### CONDITIONS OF USE

Always try on areas not too highlighted before you begin treatment.  
For best results, apply **No Slip Procleaner** to a dry surface.


YOU ARE RECOMMENDED TO  
TREAT 20/30mq AT TIME



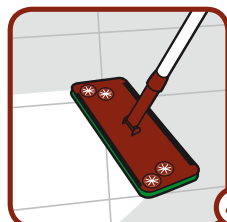
1 Dilute the product according to the dirt present



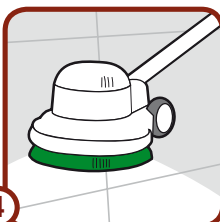
2 Apply the solution with an ultra-microfiber mop



3 I leave to work for 5-15 minutes



4 Rub the surface using the blue plate and green pad, or a single brush floor cleaner with 3m green disk



5 Collect the solution using mop in ultra-microfiber or liquid vacuum cleaner

6 Rinse with water



REPEAT  
UNTIL THE  
DESIRED  
EFFECT IS  
ACHIEVED

7 Dry the surface using mop in ultra dry microfiber or wet vacuum cleaner

### TECHNICAL SPECIFICATIONS

APPEARANCE	opaque liquid
FRAGRANCE	not intense
SPECIFIC WEIGHT	-
BOILING POINT	100°C
PACK	5 litre containers
PH	3.0 ~ when diluted pH 6.2 ~
VOLATILE ORGANISMS- VOC	-
BIODEGRABILITY	100%
MAXIMUM DILUTION	20:1
WATER SOLUBILITY	100%
CHEMICAL COMPOSITION (reg.684/2004)	-
WARNINGS	if necessary, wear personal protection devices

The above information is based on the product data in our possession at the moment of publication and is provided in good faith.  
No guarantee is provided as regards the quality or specifications of the product. The user is personally responsible, for verifying that the product is suitable for the purpose.